

Ordering example: 4 x HG-3000-125

Order No.	S ⁽¹⁾ mm	L mm	A mm	F ₀ ⁽²⁾ daN (20°C, 150 bar)	F daN	⁽³⁾	kg
HG-3000-25	25	145	120		4100	No	4.42
HG-3000-38	37.5	170	132.5		4300	No	4.72
HG-3000-50	50	195	145		4400	No	5.03
HG-3000-63	62.5	220	157.5		4500	No	5.34
HG-3000-80	80	255	175	3000	4500	Yes	5.76
HG-3000-100	100	295	195		4600	Yes	6.25
HG-3000-125	125	345	220		4600	Yes	6.87
HG-3000-160	160	415	255		4600	Yes	7.72
HG-3000-200	200	495	295		4700	Yes	8.70

⁽¹⁾ other strokes under request

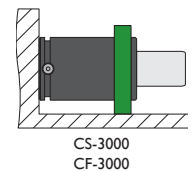
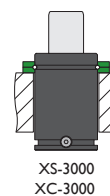
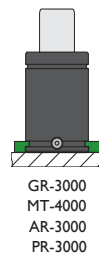
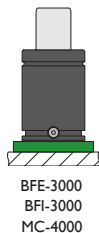
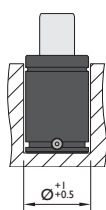
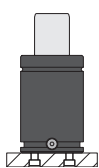
⁽²⁾ alternative forces upon request

⁽³⁾ ESK available for other strokes



Pressure medium	N ₂	Working temperature	0-80°C	Min. security stroke	10%
Max. Charging pressure	150 bar	Temperature related force increase	+0.34%/°C	Repair Kit	KIT HG-3000
Min. Charging pressure	25 bar	Max. working speed	1.6 m/s	Linkable	G1/8"

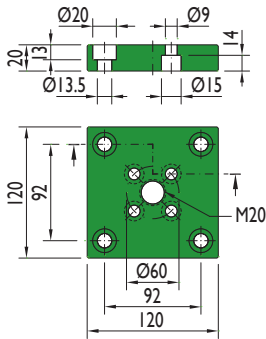
Mounting possibilities



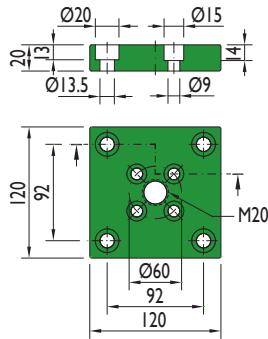
Flange must not support spring's force

Flanges

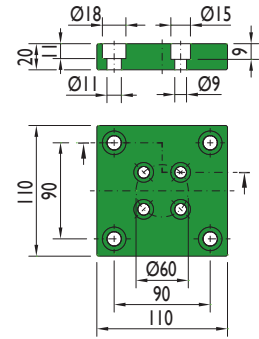
BFE-3000



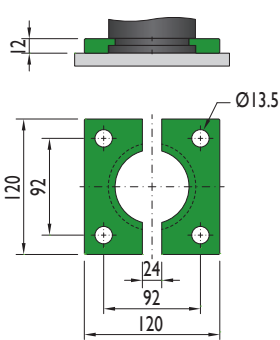
BFI-3000



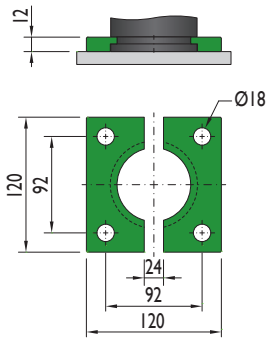
MC-4000



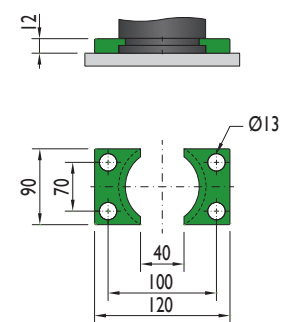
GR-3000



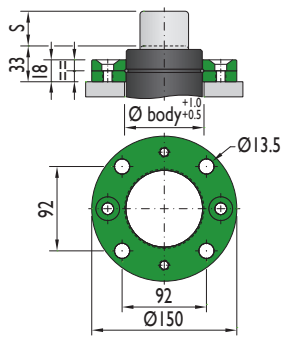
MT-4000



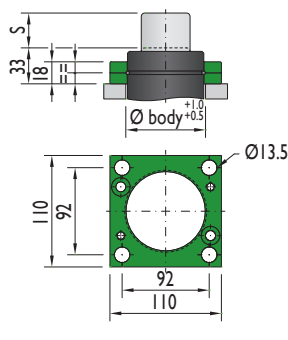
AR-3000



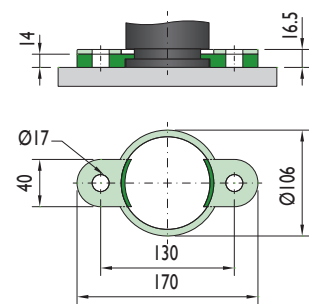
XS-3000



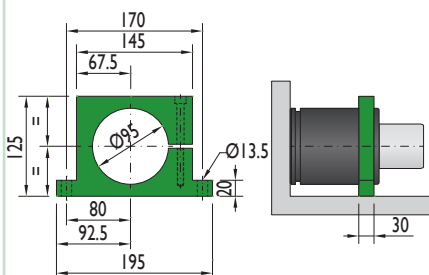
XC-3000



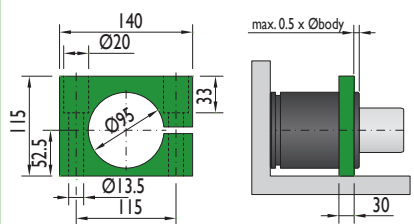
PR-3000



CS-3000



CF-3000



Flange must not support spring's force



Flange must not support spring's force

