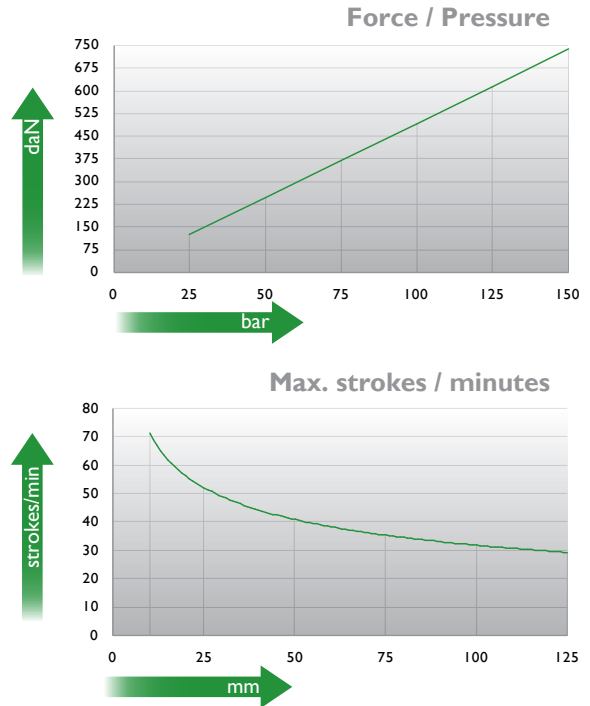
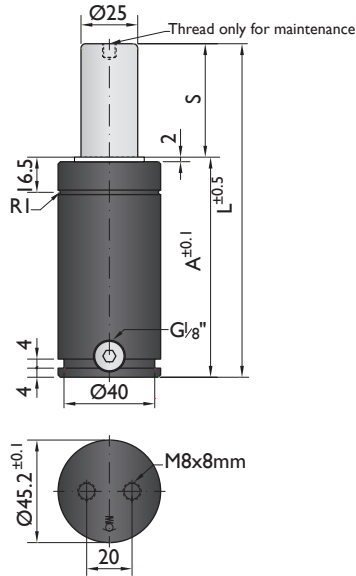





SMS DNH
3203N



Ordering example: 4 x NR-750-125

Order No.	S ⁽¹⁾ mm	L mm	A mm	F ₀ ⁽²⁾ daN (20°C, 150 bar)	F daN	 ⁽³⁾	kg
NR-750-10	10	67	57	740	1000	No	0.56
NR-750-13	13	73	60		1000	No	0.56
NR-750-16	16	79	63		1100	No	0.58
NR-750-19	19	85	66		1100	No	0.59
NR-750-25	25	97	72		1100	No	0.63
NR-750-32	32	111	79		1100	No	0.66
NR-750-38	38	123	85		1100	No	0.71
NR-750-50	50	147	97		1100	Yes	0.78
NR-750-63	63	173	110		1100	Yes	0.85
NR-750-75	75	197	122		1100	Yes	0.94
NR-750-80	80	207	127		1100	Yes	0.98
NR-750-100	100	247	147		1100	Yes	1.10
NR-750-125	125	297	172		1100	Yes	1.25

⁽¹⁾ other strokes under request

⁽²⁾ alternative forces upon request

⁽³⁾ ESK available for other strokes

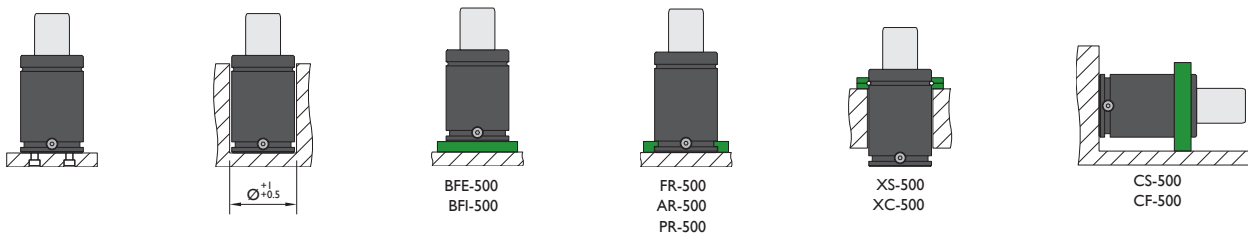


Pressure medium N₂
Max. Charging pressure 150 bar
Min. Charging pressure 25 bar

Working temperature 0-80°C
Temperature related force increase +0.34%/°C
Max. working speed 1.6 m/s

Min. security stroke 10%
Repair Kit KIT NR-750
Linkable M6

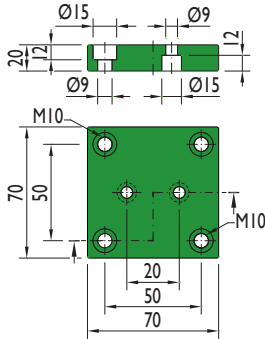
Mounting possibilities



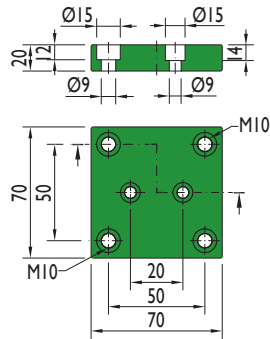
Flange must not support spring's force

Flanges

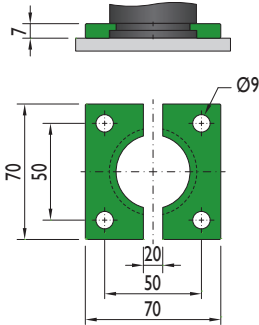
BFE-500



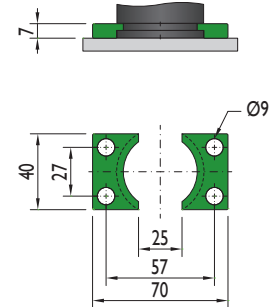
BFI-500



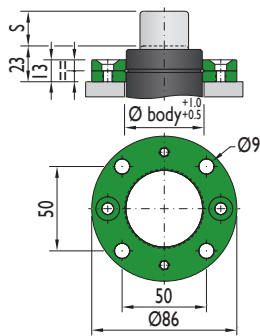
FR-500



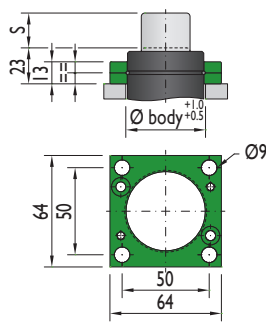
AR-500



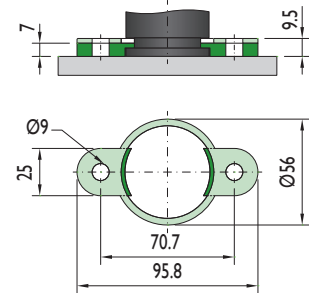
XS-500



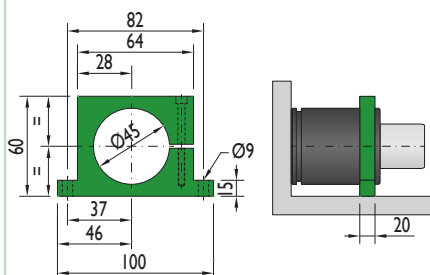
XC-500



PR-500

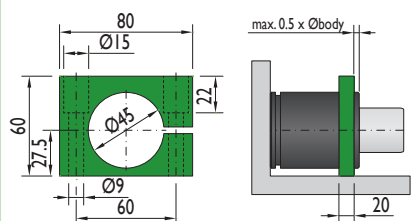


CS-500



Flange must not support spring's force

CF-500



Flange must not support spring's force

