

Ordering example: 4 x HD-1500-125

Order No.	S ⁽¹⁾ mm	L mm	A mm	F ₀ ⁽²⁾ daN (20°C, 150 bar)	F daN	(3)	kg
HD-1500-25	25	145	120		2000	No	1.89
HD-1500-38	38	171	133		2000	No	2.16
HD-1500-50	50	195	145		2100	No	2.26
HD-1500-63	63	221	158		2200	No	2.51
HD-1500-80	80	255	175		2300	Yes	2.59
HD-1500-100	100	295	195	1500	2300	Yes	2.86
HD-1500-125	125	345	220		2400	Yes	3.33
HD-1500-160	160	415	255		2400	Yes	3.78
HD-1500-200	200	495	295		2400	Yes	4.23
HD-1500-250	250	595	345		2500	Yes	4.80
HD-1500-300	300	695	395		2500	Yes	5.38

⁽¹⁾ other strokes under request

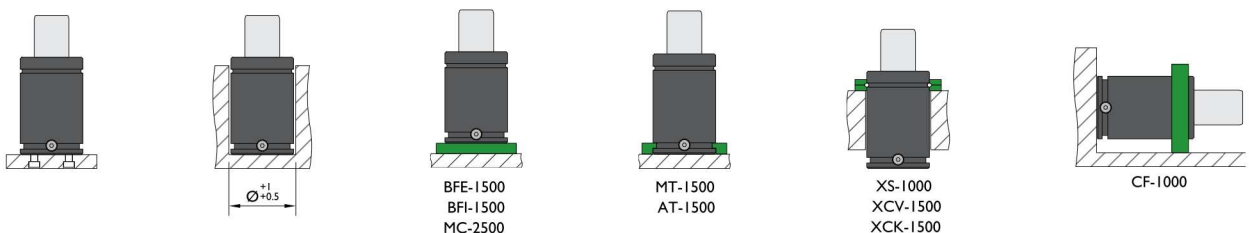
⁽²⁾ alternative forces upon request

⁽³⁾ ESK available for other strokes



Pressure medium	N ₂	Working temperature	0-80°C	Min. security stroke	10%
Max. Charging pressure	150 bar	Temperature related force increase	+0.34%/°C	Repair Kit	KIT HD-1500
Min. Charging pressure	25 bar	Max. working speed	1.6 m/s	Linkable	G1/8"

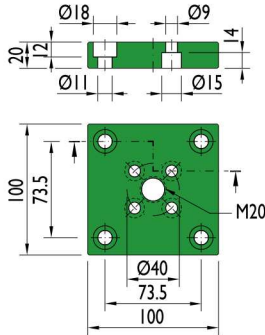
Mounting possibilities



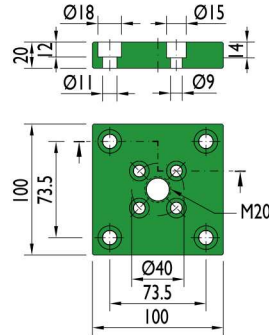
Flange must not support spring's force

Flanges

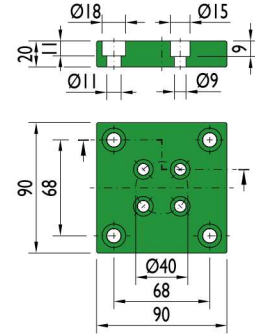
BFE-1500



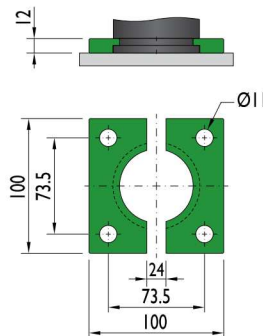
BFI-1500



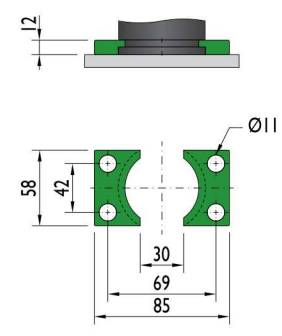
MC-2500



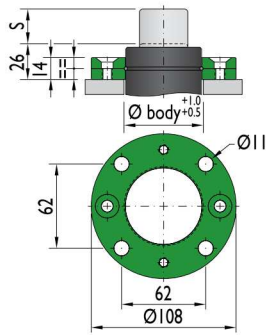
MT-1500



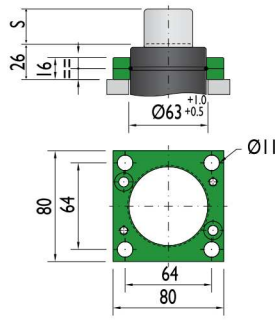
AT-1500



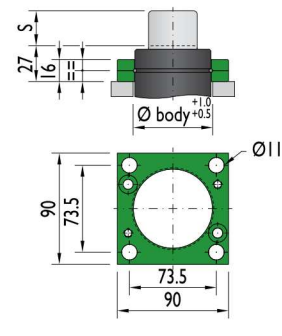
XS-1000



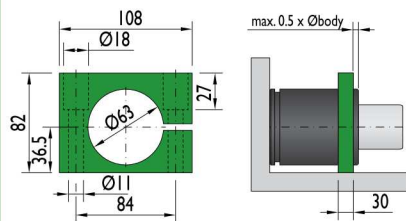
XCV-1500



XCK-1500



CF-1000



Flange must not support spring's force

