

Ordering example: 4 x HG-5000-125

Order No.	S ⁽¹⁾ mm	L mm	A mm	F ₀ ⁽²⁾ daN (20°C, 150 bar)	F daN	⁽³⁾	kg
HG-5000-25	25	152.5	127.5		8000	No	9.04
HG-5000-38	37.5	177.5	140		8100	No	9.70
HG-5000-50	50	202.5	152.5		8200	No	10.35
HG-5000-63	62.5	227.5	165		8300	No	11.01
HG-5000-80	80	262.5	182.5	5000	8300	Yes	11.93
HG-5000-100	100	302.5	202.5		8400	Yes	12.98
HG-5000-125	125	352.5	227.5		8400	Yes	14.30
HG-5000-160	160	422.5	262.5		8400	Yes	16.14
HG-5000-200	200	502.5	302.5		8500	Yes	18.25

⁽¹⁾ other strokes under request

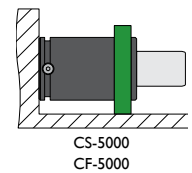
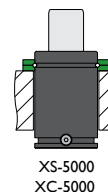
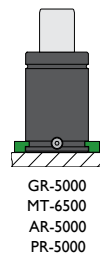
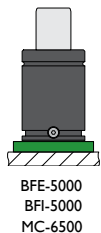
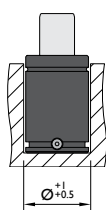
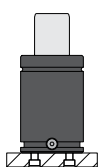
⁽²⁾ alternative forces upon request

⁽³⁾ ESK available for other strokes



Pressure medium	N ₂	Working temperature	0-80°C	Min. security stroke	10%
Max. Charging pressure	150 bar	Temperature related force increase	+0.34%/°C	Repair Kit	KIT HG-5000
Min. Charging pressure	25 bar	Max. working speed	1.6 m/s	Linkable	G1/8"

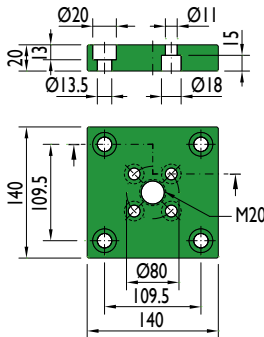
Mounting possibilities



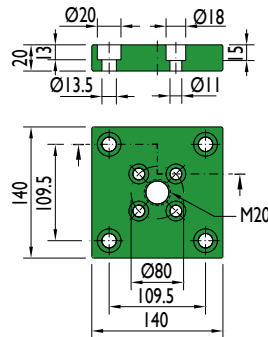
Flange must not support spring's force

Flanges

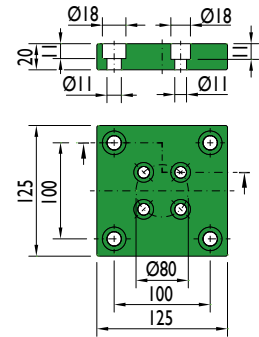
BFE-5000



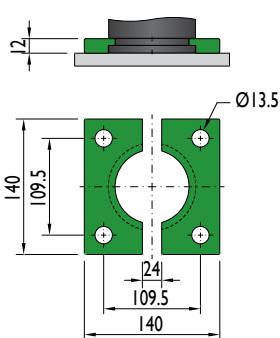
BFI-5000



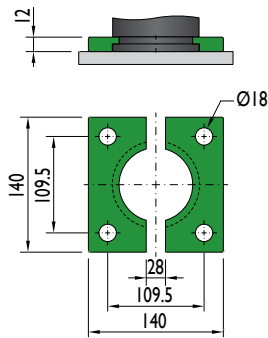
MC-6500



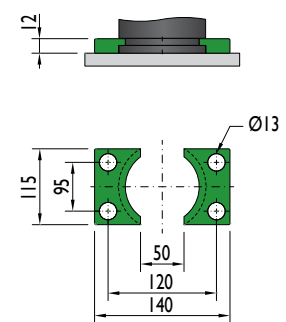
GR-5000



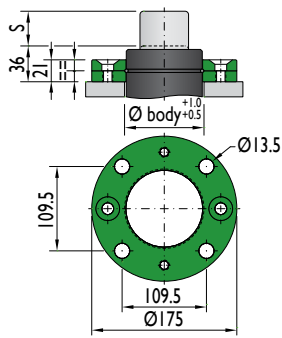
MT-6500



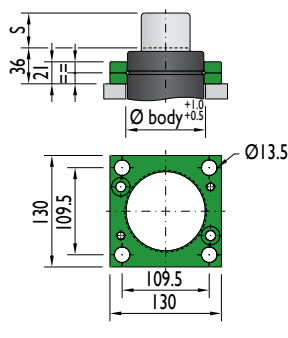
AR-5000



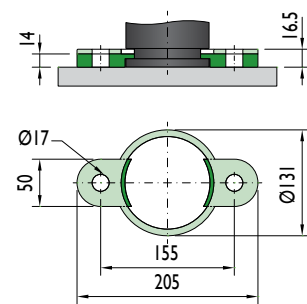
XS-5000



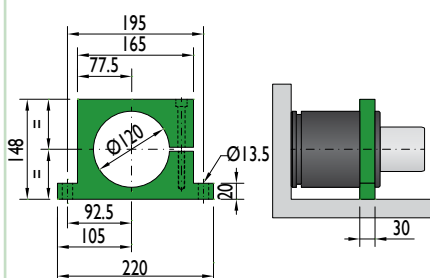
XC-5000



PR-5000

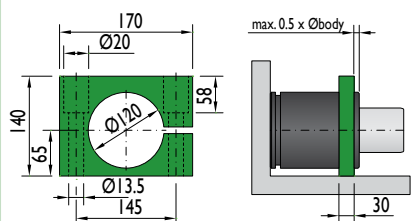


CS-5000



Flange must not support spring's force

CF-5000



Flange must not support spring's force