

Ordering example: 4 x K-1500-125

Order No.	S <sup>(1)</sup> mm	L mm	A mm	F <sub>0</sub> <sup>(2)</sup> daN	F daN	(3)	kg
K-1500-12	12	84	72	1500	2100	No	1.32
K-1500-25	25	110	85		2300	No	1.49
K-1500-38	38	136	98		2500	No	1.60
K-1500-50	50	160	110		2600	Yes	1.85
K-1500-63	63	186	123		2600	Yes	2.01
K-1500-80	80	220	140		2600	Yes	2.27
K-1500-100	100	260	160		2600	Yes	2.60
K-1500-125	125	310	185		2600	Yes	3.04

other strokes<sup>(1)</sup> under request

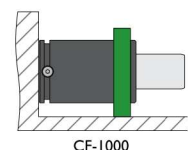
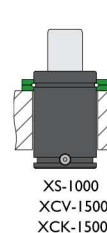
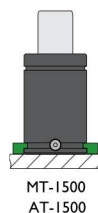
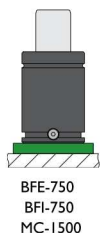
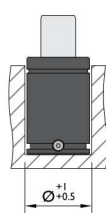
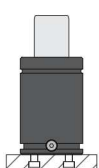
alternative forces<sup>(2)</sup> upon request

ESK available for other strokes<sup>(3)</sup>



Pressure medium	N <sub>2</sub>	Working temperature	0-80°C	Min. security stroke	10%
Max. Charging pressure	150 bar	Temperature related force increase	+0.34%/°C	Repair Kit	KIT K-1500
Min. Charging pressure	25 bar	Max. working speed	1.6 m/s	Linkable	G1/8"

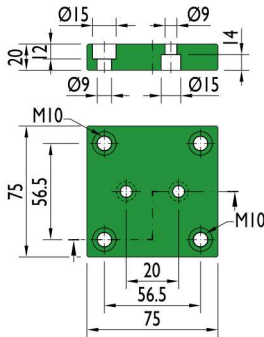
### Mounting possibilities



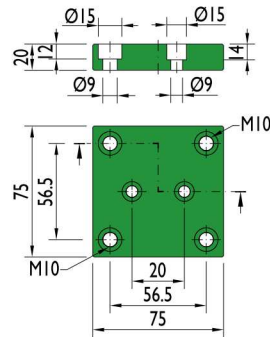
Flange must not support spring's force

## Flanges

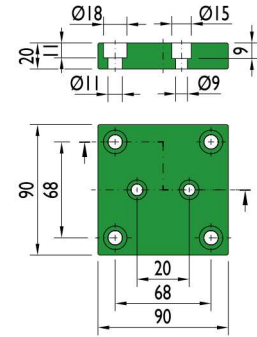
**BFE-750**



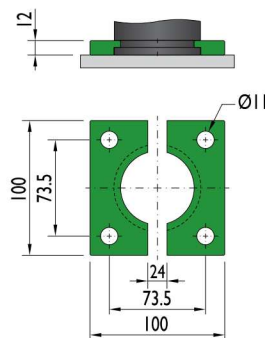
**BFI-750**



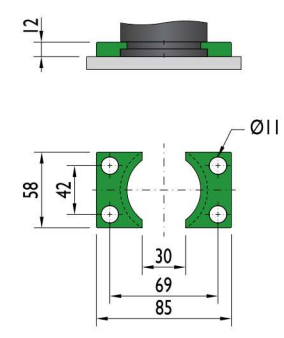
**MC-1500**



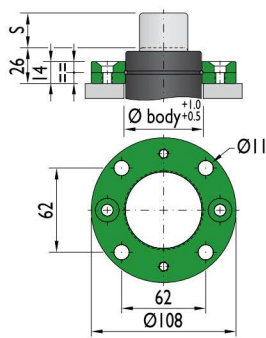
**MT-1500**



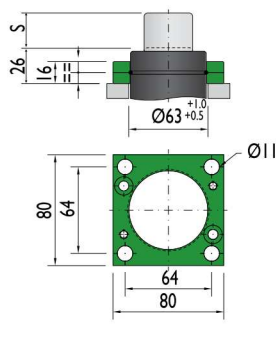
**AT-1500**



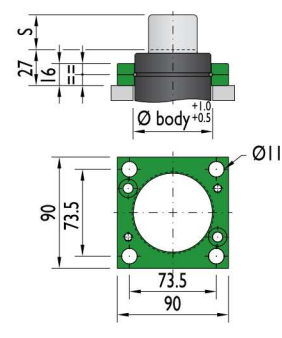
**XS-1000**



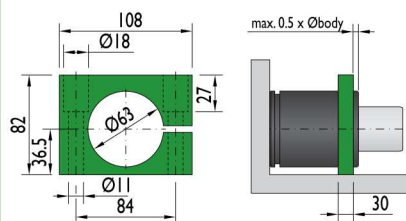
**XCV-1500**



**XCK-1500**



**CF-1000**



Flange must not support spring's force