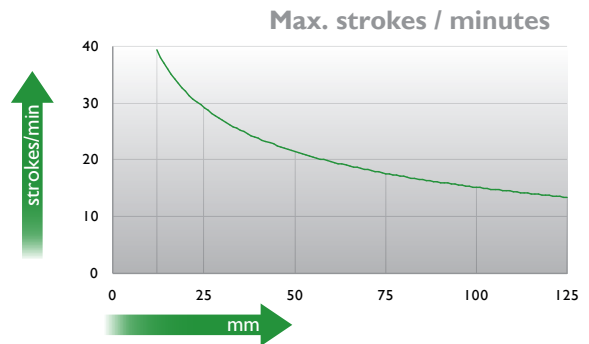
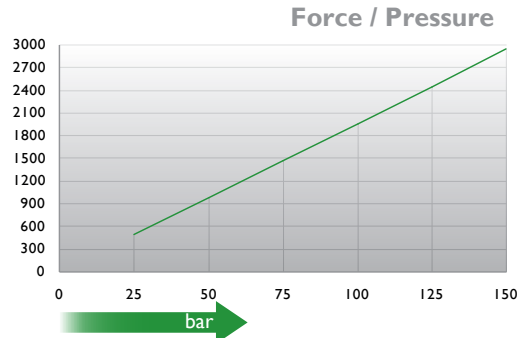
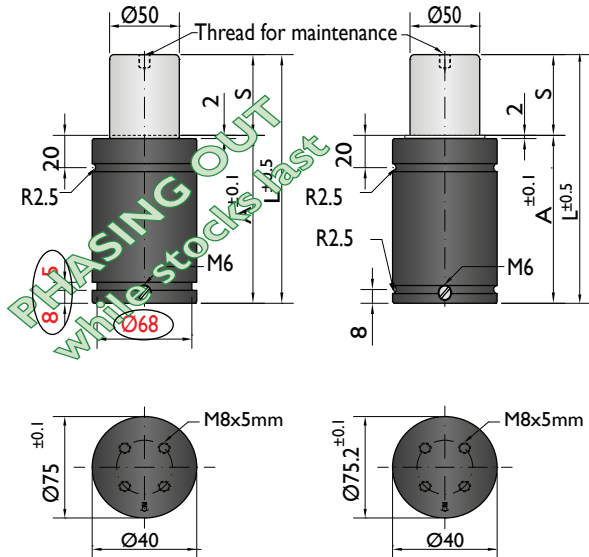




*The new cylinder will be supplied when the stock runs out.

NEW MODEL*



Ordering example: 4 x KC-3000-125

Order No.	S ⁽¹⁾ mm	L mm	A mm	F ₀ ⁽²⁾ daN	F daN	ESK ⁽³⁾	kg
KC-3000-12	12	78	66	3000 (20°C, 150 bar)	4300	No	1.65
KC-3000-25	25	104	79		4800	No	1.87
KC-3000-38	38	130	92		5000	No	2.12
KC-3000-50	50	154	104		5300	Yes	2.31
KC-3000-63	63	180	117		5300	Yes	2.60
KC-3000-80	80	214	134		5300	Yes	2.93
KC-3000-100	100	254	154		5300	Yes	3.20
KC-3000-125	125	304	179		5400	Yes	3.41

other strokes ⁽¹⁾ under request

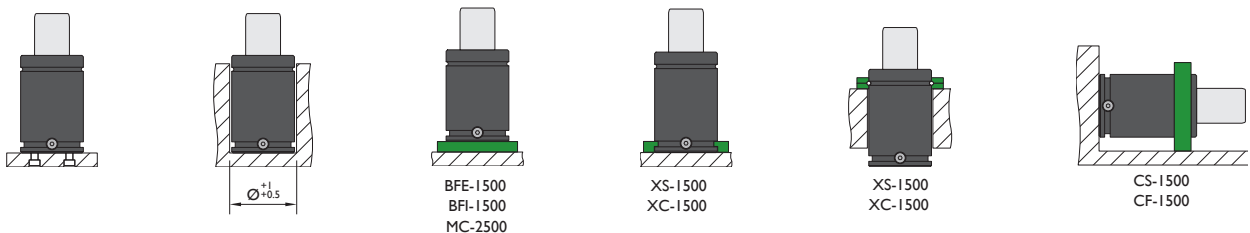
alternative forces ⁽²⁾ upon request

ESK available ⁽³⁾ for other strokes



Pressure medium	N ₂	Working temperature	0-80°C	Min. security stroke	10%
Max. Charging pressure	150 bar	Temperature related force increase	+0.34%/°C	Repair Kit	KIT KC-3000
Min. Charging pressure	25 bar	Max. working speed	1.6 m/s	Linkable	M6

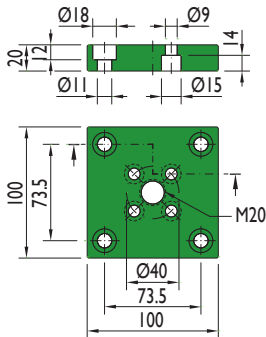
Mounting possibilities



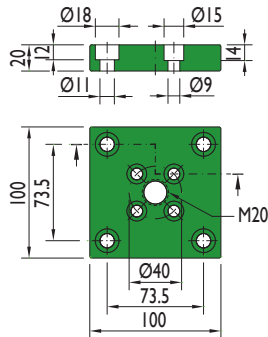
Flange must not support spring's force

Flanges

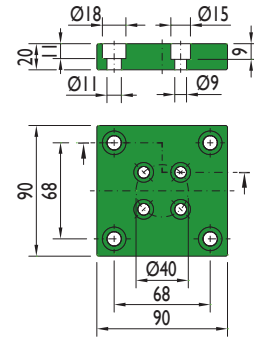
BFE-1500



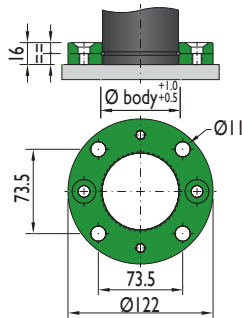
BFI-1500



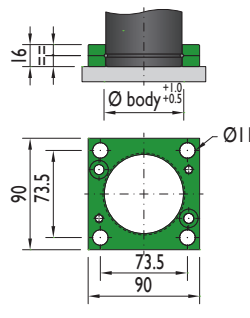
MC-2500



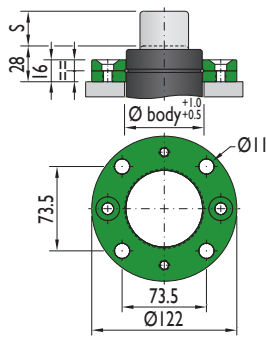
XS-1500



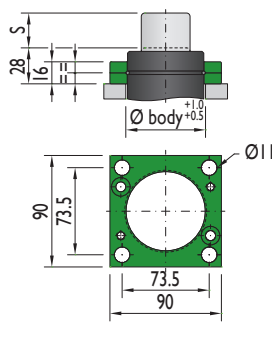
XC-1500



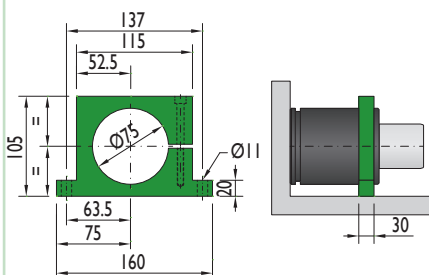
XS-1500



XC-1500



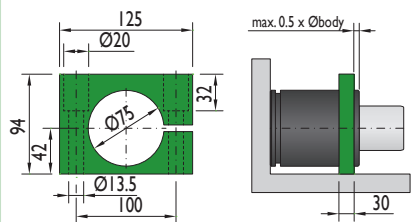
CS-1500



Flange must not support spring's force



CF-1500



Flange must not support spring's force