

Ordering example: 4 x KP-350-125

Order No.	S ⁽¹⁾ mm	L mm	A mm	F ₀ ⁽²⁾ daN	F daN	kg
KP-350-10	10	50	40	360	520	0.16
KP-350-13	13	56	43		530	0.17
KP-350-16	16	62	46		530	0.18
KP-350-19	19	68	49		530	0.19
KP-350-25	25	80	55		530	0.21
KP-350-32	32	94	62		530	0.23
KP-350-38	38	106	68		530	0.25
KP-350-50	50	130	80		540	0.29
KP-350-63	63	156	93		540	0.33
KP-350-75	75	180	105		540	0.37
KP-350-80	80	190	110		540	0.38
KP-350-100	100	230	130		540	0.45
KP-350-125	125	280	155		540	0.53

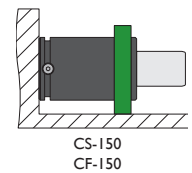
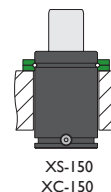
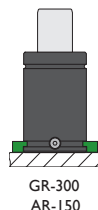
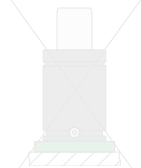
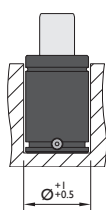
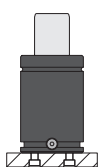
⁽¹⁾ other strokes under request

⁽²⁾ alternative forces upon request



Pressure medium	N ₂	Working temperature	0-80°C	Min. security stroke	10%
Max. Charging pressure	180 bar	Temperature related force increase	+0.34%/°C	Repair Kit	KIT KP-350
Min. Charging pressure	25 bar	Max. working speed	1.6 m/s	Linkable	M6

Mounting possibilities




Flange must not support spring's force

Flanges



GR-300



AR-150

XS-150

XC-150



CS-150

CF-150

