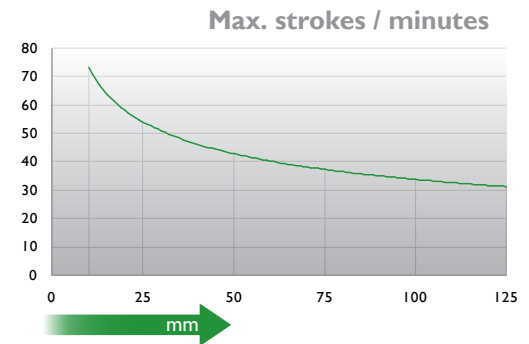
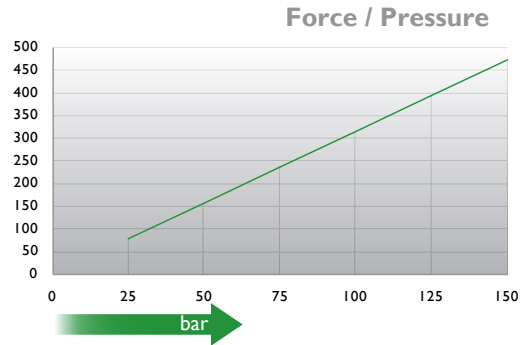
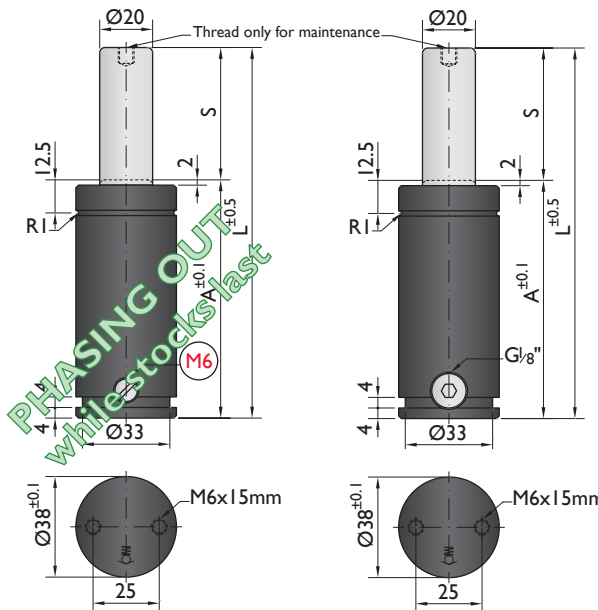




*The new cylinder will be supplied when the stock runs out.

NEW MODEL*



Ordering example: 4 x NR-500-125

Order No.	S ⁽¹⁾ mm	L mm	A mm	F ₀ ⁽²⁾ daN	F daN	kg
NR-500-10	10	60	50		690	0.34
NR-500-13	13	66	53		690	0.35
NR-500-16	16	72	56		700	0.37
NR-500-19	19	78	59		700	0.38
NR-500-25	25	90	65		700	0.40
NR-500-32	32	104	72		710	0.42
NR-500-38	38	116	78	470	710	0.45
NR-500-50	50	140	90		710	0.50
NR-500-63	63	166	103		720	0.54
NR-500-75	75	190	115		720	0.58
NR-500-80	80	200	120		720	0.60
NR-500-100	100	240	140		720	0.69
NR-500-125	125	290	165		720	0.78

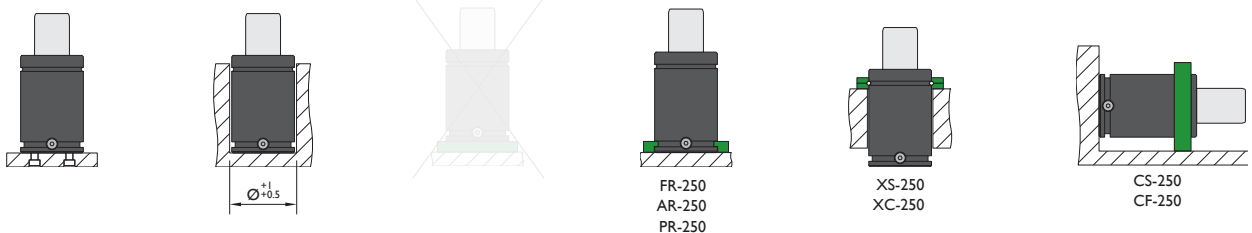
⁽¹⁾ other strokes under request

⁽²⁾ alternative forces upon request



Pressure medium	N ₂	Working temperature	0-80°C	Min. security stroke	10%
Max. Charging pressure	150 bar	Temperature related force increase	+0.34%/°C	Repair Kit	KIT NR-500
Min. Charging pressure	25 bar	Max. working speed	1.6 m/s	Linkable	G1/8"

Mounting possibilities




Flanges



FR-250

ISO



AR-250

XS-250

ISO

XC-250

VDI

ISO

PR-250

CS-250

Flange must not support spring's force

CF-250

Flange must not support spring's force

VDI

