

Ordering example: 4 x M-1500-125

Order No.	S ⁽¹⁾ mm	L mm	A mm	F ₀ ⁽²⁾ daN	F daN	(3)	kg
M-1500-25	25	135	110	1500	2200	No	1.88
M-1500-38	38	161	123		2400	No	2.15
M-1500-50	50	185	135		2400	No	2.25
M-1500-63	63	211	148		2500	No	2.50
M-1500-80	80	245	165		2500	Yes	2.58
M-1500-100	100	285	185		2500	Yes	2.85
M-1500-125	125	345	220		2500	Yes	3.32
M-1500-160	160	415	255		2500	Yes	3.77

other strokes ⁽¹⁾ under request

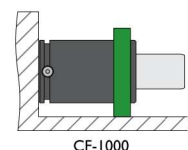
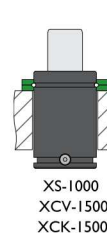
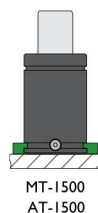
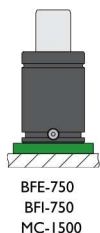
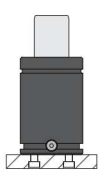
alternative forces ⁽²⁾ upon request

ESK available for other strokes ⁽³⁾



Pressure medium	N ₂	Working temperature	0-80°C	Min. security stroke	10%
Max. Charging pressure	150 bar	Temperature related force increase	+0.34%/°C	Repair Kit	KIT M-1500
Min. Charging pressure	25 bar	Max. working speed	1.6 m/s	Linkable	G1/8"

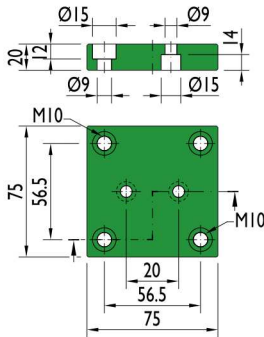
Mounting possibilities



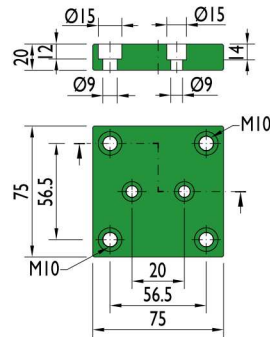
Flange must not support spring's force

Flanges

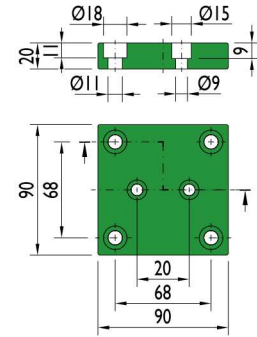
BFE-750



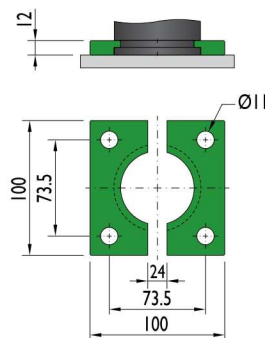
BFI-750



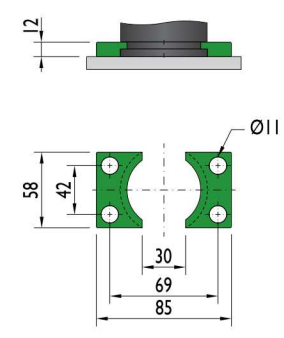
MC-1500



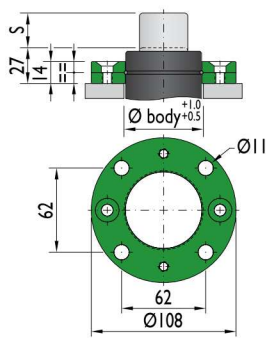
MT-1500



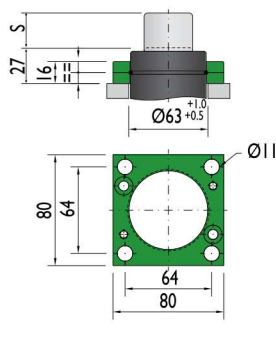
AT-1500



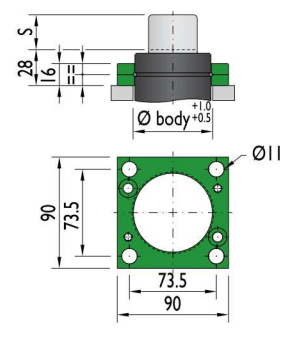
XS-1000



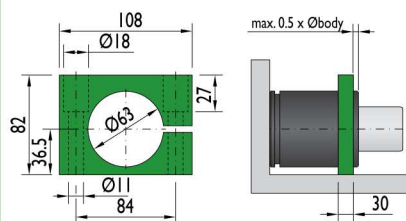
XCV-1500



XCK-1500



CF-1000



Flange must not support spring's force

Special mounts available on

www.nitrogas.com